



AQUAFRESH 
SCHOOLS CLUB





HOME LEARNING TASK

AT HOME, YOU WROTE A TWO-MINUTE STORY TO ENTERTAIN CHILDREN AND THEIR PARENTS WHILE THEY BRUSH THEIR TEETH.


IT SHOULD BE TWO MINUTES LONG SO YOUR LISTENERS KNOW WHEN THEY HAVE BRUSHED THEIR TEETH FOR THE CORRECT AMOUNT OF TIME.

HOW DID YOU GET ON?






WHAT MAKES A REALLY GREAT STORY?




- THINK OF YOUR ALL TIME FAVOURITE STORY. WHY DO YOU LOVE IT SO MUCH?
- SHARE WITH THE PERSON NEXT TO YOU.





GREAT STORIES ALWAYS HAVE...




1. A BEGINNING, A MIDDLE AND AN END
2. INTERESTING CHARACTERS
3. DESCRIPTIVE WORDS

WE ARE GOING TO USE THIS CHECKLIST TO **EDIT** OUR STORIES SO WE CAN MAKE THEM EVEN GREATER THAN THEY ALREADY ARE.




ENTERTAINING STORIES - BEGINNINGS




**DOES YOUR STORY INTRODUCE YOUR CHARACTER
AND THE WORLD THEY LIVE IN?**

- **READ THE START OF YOUR STORY AGAIN**
- **WHAT EXTRA DETAIL OR DESCRIPTION
CAN YOU ADD TO INTRODUCE YOUR
CHARACTERS AND THEIR WORLD?**





ENTERTAINING STORIES - MIDDLES



**DOES YOUR STORY HAVE AN ENTERTAINING MIDDLE?
YOU COULD USE ONE OF THESE...**


- 1. YOUR CHARACTERS COULD SOLVE A PROBLEM**
- 2. YOUR CHARACTERS COULD GO ON A JOURNEY**



- READ THE MIDDLE OF YOUR STORY AGAIN**
- WHAT EXTRA DETAIL OR DESCRIPTION CAN YOU ADD TO MAKE THE STORY MORE ENTERTAINING?**



ENTERTAINING STORIES - ENDINGS



ALL GREAT STORIES HAVE EXCITING ENDINGS.


YOU SHOULD TRY TO MAKE THE READER FEEL ONE OF THESE...

- 1. RELIEVED BECAUSE YOUR CHARACTERS LIVE HAPPILY EVER AFTER**
- 2. AMUSED BECAUSE THE ENDING IS FUNNY OR UNEXPECTED**
- 3. SHOCKED AND WANTING TO KNOW MORE BECAUSE YOU LEAVE THEM WITH A CLIFFHANGER**

**READ YOUR ENDING AGAIN. CAN YOU
MAKE IT MORE EXCITING?**



INTERESTING CHARACTERS




- READERS WANT TO CARE ABOUT WHAT HAPPENS TO CHARACTERS IN A STORY
- THEY WANT TO EITHER LOVE THEM OR HATE THEM

DRAW A PICTURE OF YOUR CHARACTERS ON THE CHARACTER PROFILES SHEET. LABEL THEM WITH WORDS THAT DESCRIBE:

1. THE WAY THEY LOOK
2. THEIR PERSONALITY
3. HOW THEY FEEL INSIDE
4. WHAT OTHER PEOPLE THINK OF THEM



INTERESTING CHARACTERS




- READ YOUR STORY AGAIN
- WHAT EXTRA DETAIL OR DESCRIPTION FROM YOUR CHARACTER PROFILE CAN YOU ADD TO YOUR CHARACTERS TO HELP BRING THEM TO LIFE FOR YOUR READERS?





DESCRIPTIVE WORDS



- WRITERS USE WORDS TO HELP READERS VISUALISE THE STORY
- SOMETIMES THEY USE WORDS THAT RHYME OR REPEAT WORDS - THIS IS BECAUSE IT MAKES IT MORE FUN TO READ AND MORE MEMORABLE
- READ YOUR STORY AGAIN.
- PICK ONE WORD OR PHRASE YOU'D LIKE TO MAKE MORE INTERESTING AND WRITE IT ON YOUR WHITEBOARD.



ARE YOU PROUD OF YOUR TALE?



WHY NOT ENTER IT INTO THE BRUSH
TIME TALES COMPETITION?

THE WINNING STORIES WILL BE MADE AVAILABLE
TO YOUNG PEOPLE ALL OVER THE UK, SO THAT
THEY CAN MAKE BRUSH TIME FUN, AND TO HELP
THE NATION BRUSH FOR THE RECOMMENDED TWO
MINUTES.

FILL IN YOUR **COMPETITION ENTRY FORM**
AND RETURN YOUR ENTRIES TO WIN!

