





How to make a bird feeder

You will need:

- Margarine tub
- Different coloured paper or paint
- Glue
- Hole punch
- Wool



Method:

| | |
|--|---|
|  | <p>1. Empty the margarine tub.</p> <p>2. Decorate it by sticking on pieces of brightly coloured paper. Then wait for it to dry.</p> |
|  | <p>3. Use a hole punch to put four holes in the top of the margarine tub, so that you have two holes facing each other.</p> |
|  | <p>4. Thread some wool through each of the holes, and tie the two ends together.</p> |
|  | <p>5. Finally, fill your bird feeder with bird food.</p> <p>6. Hang the bird feeder outside.</p> |